

Crazy Horse

Die Gitarre ist komplett einen Ganzton herunter gestimmt und die E-Saite wird zusätzlich auf A nach unten gestimmt. Hier ist das Tuning:

- E > A (-7)
- A > G (-2)
- D > C (-2)
- G > F (-2)
- B > A (-2)
- E > D (-2)

Bei den folgenden Noten/TAB Beispielen sind die Noten klingend aufgeschrieben und in den Tabs findet ihr die gegriffenen Töne, wenn die Gitarre wie oben beschrieben gestimmt ist.

Intro Riff (0:55)

$\text{♩} = 96$ 8 BASSO




T
A
B

Chorus (1:59)

Der letzte Ton ist ein Pinch Harmonic (P.H.), ein Flageolett Ton, der mit dem Pick und Daumen der rechten Hand erzeugt wird.

$\text{♩} = 96$ 8 BASSO




T
A
B

P.H.


Bridge (4:07)

♩ = 96



T
A
B

4 6 7 5 6 7




T
A
B


4 6 7 5 6 7 11 9 9 7 7 9 7 7 5 5

Crazy Horse - Solo


Lick 1 (1:33)



Lick 2 (2:15)




Lick 3 (3:16)



Lick 4 (5:09)

T = Tap mit dem Pick



Lick 5 (6:10)

Musical notation for Lick 5 (6:10) showing a guitar lick in standard notation and guitar tablature. The lick consists of a series of eighth notes and sixteenth notes, primarily on the 7th and 10th frets, with some 9th and 14th fret notes at the end.

Lick 6 (6:27)

Musical notation for Lick 6 (6:27) showing a guitar lick in standard notation and guitar tablature. The lick features a sequence of eighth notes on the 7th and 10th frets, with a consistent upward motion indicated by arrows.

Lick 7 (6:37)

Musical notation for Lick 7 (6:37) showing a guitar lick in standard notation and guitar tablature. The lick includes eighth notes and pairs of eighth notes, with fret numbers ranging from 7 to 12.

Lick 8 (7:51)

Musical notation for Lick 8 (7:51) showing a guitar lick in standard notation and guitar tablature. The lick features a sequence of eighth notes, primarily on the 10th and 12th frets, with some 13th fret notes.